

# THE BEAR FACTS

## BUSY BEARS QUILT GUILD

### JUNE 2022



#### **PRESIDENT'S REPORT**

Enjoying our hot weather? Helps me to remember why I moved away from Riverside.

For those of you who have ordered new T-shirts--- they are in! You can pick them up at our upcoming June meeting.

I haven't a theme for the fat quarter raffle this month. June---how about a "surprise us" theme? Meaning bring any color, or print you would like. You could always make a crazy quilt out of them. lol

Getting closer to our quilt show. Everything is falling into place. I have had several quilters step up to the plate and accept positions that were empty. My thanks.

Looking forward to seeing all of you soon.

Thank you

***Sue Boylin, Guild President***

#### **CALENDAR OF EVENTS**

- June 20th - General Meeting
- June 21st - Workshop
- June 27th - 30th - 8th Annual Retreat
- July 18th - General Meeting
- July 19th - Annual Picnic
- August 1st - Board Meeting
- August 15th - General Meeting
- August 16th - Workshop
- September 3rd & 4th - Quilt Show
- September 19th - General Meeting
- September 20th - Workshop
- October 3rd - Board Meeting
- October 16th - General Meeting
- October 17th - Workshop

#### **BUSY BEARS ANNUAL PICNIC**

Our Busy Bears Annual Picnic is set for July 19th at 11:30 am. It will be held in the pavilion at Sugarloaf Park, located at 44866 Baldwin Lane.

This year's exchange is a potholder. The potholder must be handmade. You can make it yourself or purchase it, but it must be handmade. Remember to wrap your potholder in a fat quarter.

Hope to see you there!



#### **PRE-MEETING DINNER**

The May 16th pre-meeting dinner will be at 572 Social, 572 Pine Knot Blvd. at 4:00 pm. Please join us for dinner with good friends and plenty of laughter!

***Belinda Evans***

# **BUSY BEARS QUILT GUILD**

## **General Meeting Minutes**

**May 16, 2022**

### **Opening**

The regular meeting of the Busy Bears Quilt Guild was called to order at 6:05pm on May 16, 2022 in Mary Johnson Center of Community Church, 40946 Big Bear Blvd., Big Bear Lake, California by Sue Boylin, President.

### **Approval of Minutes**

Minutes of the April 18, 2022 general meeting as published in the May newsletter were approved after motion by Florence Snyder, second by Cindy Caldera.

### **Open Issues**

- a) Treasurer's Report- April Treasurer's Report as published in the May newsletter were approved upon motion by Belinda Evans, second by Manny Caldera.
- b) Membership- Laurie Nahay reported current membership at 50 members.
- c) Retreat- Laurie Nahay reported 19 members will attend the Retreat on June 27. There are still openings of others wish to attend.
- d) Sunshine and Shadows- In a Shadow not reported in the May newsletter, Louise Malenofski apprised members of the recent passing of former member Beverly Bennett
- e) Quilt Show- President Sue Boylin announced pricing for Quilt Show T-Shirts to be ordered tonight for delivery at the August meeting.
- f) Programs- The program tonight and workshop tomorrow will be presented by Linda and Carl Sullivan of Colorwerx. June program will be a trunk show by Bonnie Marshall Creel with the workshop on Thread Painting.

### **New Business**

A request was made for members to sign up to show our Opportunity Quilt at Music in the Mountains at the discovery Center. A sign-up sheet was provided.

Parliamentarian Belinda Evans asked members to think about volunteering for Guild Officers and Committee Chairs for 2023. The Nominating Committee will be contacting members soon.

### **Adjournment**

Meeting was adjourned at 8:15pm by Sue Boylin, President. The next general meeting will be at 6pm on June 20, 2022, at Mary Johnson Center.

Minutes submitted by: Jeanne Wallace

Approved

## **PROGRAMS**

Hope you enjoyed our guest speakers last month. There sure was a lot of information to soak in. The workshop was very fun. We learned a lot of new ideas.

Our June Meeting and Workshop will be another of our local talents. Bonnie Marshall Creel. Bonnie will share her quilting journey and some of her art quilts. The workshop looks very fun, How to's for Thread Painting. I think we will learn some techniques that can be used in other types of projects as well as creating thread painting pieces. Samples, sign-up sheet for workshop and supply list will be at the meeting. There will be a kit for the workshop-cost \$10 payable to Bonnie. No fee for workshop this month. We will also be start receiving Quilt Show information. It's very exciting to finally get to have our show again.

July meeting, we will get more Information and details for our Show in September. There will be no workshop -it's our Annual Picnic time. Hope you plan to join us!

August is "The Challenge Quilt" Have you finished yours? We will also have some demonstrations for Show set up and take down. And a potluck.

The August workshop will be a Charity Sew time. We will be working on different projects, so plan to join us. More details to follow. Once everything is set up!



If you have any questions or need more information, you can email or give me a call. Remember, this year we are adding something fun to our workshops. Everyone that participates in a work shop will receive a ticket for our Christmas Party drawing. So, just one more reason to attend!

***Lorraine Taylor, Vice President & Program Chair***

(909) 866-8081 [lorraine@inspirationsatbigbear.com](mailto:lorraine@inspirationsatbigbear.com)

## **PINES TO VINES 8TH ANNUAL QUILT RETREAT**

I am so looking forward to the retreat in Temecula, June 27th - 30th. We have 17 quilters attending. There will be a shop hop on Wednesday so save you \$\$\$\$. I will be emailing those signed up with directions and other pertinent information so watch you email.

There will also be games and prizes, and since we are in the Temecula Valley Wine Appellation, there will be a Wine Tasting Event!

***Laurie Nahay, Retreat Chair***



## **MEMBERSHIP**

Happy Flag Day & Happy Father's Day!!!

I can't believe it is the middle of June already and almost time for the retreat in Temecula! We have 50 members in the guild and I anticipate that others will join. Remember to bring a friend to the meeting and help spread the word about our guild.

***Laurie Nahay, Membership Chair***

## **SUNSHINE AND SHADOWS**

Here we are, half way through the year! Halfway to Christmas and the finish line for some of our projects!!

Red roses are the flower for June. They symbolize love, romance, beauty and perfection. Honeysuckle is the secondary June flower. It symbolizes happiness.

The birth stones are pearl, moonstone and alexandrite. Three stones because some are rarer than others and harder to find.

June 7<sup>th</sup> is Cindy Caldera and Karen Stocking's birthdays. It's also World Caring Day and National Chocolate Ice Cream Day.

These two ladies are Gemini on the Zodiac calendar. Have you ever been so busy that you wished you could clone yourself? Gemini can!!!! Spontaneous, playful and adorably erratic! Driven by insatiable curiosity. Rarely have a hidden agenda. Constantly juggling a variety of passions, hobbies, careers and friendship groups.

Our third birthday girl is a Cancer on the Zodiac calendar. Her personality is true to her sign as you will see. She is a social butterfly. She can talk to anyone about anything. She is excellent at guiding change and transformation. She is a fearless thinker and is always down to try something new. Cancers have a short attention span and are most satisfied when they can move fluidly from one idea to the next.

It's, of course, our own Belinda Evan's birthday. She celebrates on June 22<sup>nd</sup> which is also National Chocolate Eclair Day and National Onion Ring Day! We all know how she feels about onions!

Let's all show our love and appreciation for these ladies by singing Happy Birthday.

Remember if you have any sunshine or shadows for our group, please send me an email.....  
[bigbearlouise@hotmail.com](mailto:bigbearlouise@hotmail.com)

***Louise Malenofski, Sunshine and Shadows***



## **SCRAP FABRIC DONATIONS FOR PET ORGANIZATIONS**


I don't know if the rest of you are as bad as I am about throwing away scraps of fabric left over from a project. I always have the thought that maybe I will be able to use it in a new project. Well, If there was a good cause to donate my bags of scraps to, maybe it would be easier to get rid of them. I have heard of Pet organizations that collect scraps to use as stuffing for dog beds.

We did reach out to Yucaipa Animal Placement Society (YAPS) and they have confirmed that they do accept scrap fabric donations.

If you are away of other organizations, or person(s) involved in a project for animals, please send me the info.

***Lorraine Taylor, Vice President & Program Chair***





(909) 866-8081 [lorraine@inspirationsatbigbear.com](mailto:lorraine@inspirationsatbigbear.com)





## COLOURWERX - GOT COLOR?


Linda and Carl Sullivan from Colourwerx gave an informative lecture designed to boost color confidence and share how to use each color of the rainbow. Linda and Carl discussed the basics of color theory, demonstrated color concepts and shared how to create and combine dynamic color palettes. In addition, they shared their tips and tricks on how to find color inspiration in everyday objects to inspire, infuse and ignite the color in future quilting projects.



## **APRIL WORKSHOP - MOD APPLIQUE**

Mod Applique and Wonky Piecing - Oh My! Workshop attendees had so much fun learning new techniques taught by Linda and Carl Sullivan from Colourwerx.

Everyone enjoyed creating their ModDog, ModCat or ModFish. The pattern for each design was included in the workshop.






**MAY MEETING SHOW & TELL**



ROBIN DAVIS



LOUISE MALENOFSKI




DANIEL SYVERSON



DANIEL SYVERSON



CINDY CALDERA



CINDY CALDERA

# The Small

Sunday, Sept 9, 2012

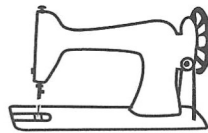
---

## Local Quilter Buried Under

Incredible as it may seem, a local quilter was discovered by her husband late this afternoon when his stomach began to rumble due to missing both breakfast and lunch. At first he thought she must have simply forgotten to cook but after he walked into her sewing room and saw only her tiny feet sticking out from a huge mountain of fallen fabric he realized she had been immobilized and knocked out by the huge quilt stash stored in her closet.

It is not clear to this reporter if the local quilter is out of intensive care but all visitors are asked to stop by the home and take a few yards of fabric so that her husband can at least have room to walk. He said in an interview earlier that she would want her friends to enjoy her fabric and put it to good use. He cautioned other husbands to check in on their wives if any mealtimes are missed or the same tragic event could happen to them! Visitors are encouraged to bring a covered dish.





# If Only I Had Known

S P A R C S L L A M S R O F G A B E I R E G N I L N  
L T X S B E E N I H C A M G N I W E S E C I V R E S  
L V H V G Y R S E C I O H C E V A H X T G L Y V T N  
L Q J G L A X I G D Y Y J B G L W X E M B Q E Q Z L  
R N U T I K B T F T Q P J W G M W S R X M R M G L N  
S E M A Y L J C K N G T R J L N T L M B M N L Y L V  
H J T D R B Y D I Z E Q S D V B Q N Y A Y Q K S N R  
I R G T W T Z A R T Y D D R L P D J C N M D E Y P N  
P D C Q U T E G D L S D O O I Y V H X Y Y W T B Y V  
P G P O Q C W R N N N A C O B F I P L M L D Y K Y D  
I C N R R N Y D I W I K L V W N C K Q A R J N P K M  
N H X I L R J R R N S S W P E Y T I B G Z G K W X V  
G A L B T Q E X A V C T E W K A B E R N L Y K B J T  
I I Y Y L T J C L T Z H A L K C L T J B K L X G T W  
N N M D V M U T T N O S I E D T A N L Q A D N L T R  
S S K D Q V D C K T H R Q S O E P L Y I M F W M D G  
U T D B Y B B B E A O U N Q I W E P B D U L H Q L N  
R I Z D R J V R Q T I O U I R M G N L E J Q Q S D J  
A T K L X K M U B L A I L N E K P Q D R S Q T V A N  
N C B M N N I R T Y L R L S B D T O N A W U V N K W  
C H B V R L R P Y T Z L U V M Q A R R D E Z T Q O L  
E V N V T K H B N V D T R C R X L L T T Z R R N V D  
N J Q T M O P L B D Z G R K C Z Z J B X A Y H N O K  
P Y O N T L N K R J L L L Y M A M N L E N N Q T Q D  
J P W O J V N D J D V Y Y L R D R Z P K N K T T V P  
T R S L P L T D V D L L B Z M L L Y B K P O B N B M

QUARTER INCH IS IMPORTANT

HAVE CHOICES

SEW LABEL TO QUILT

ACCURATE CUTTING

DONT QUILT BY WOODEN FIRE

SHIPPING INSURANCE

CORRECT TOOLS

WASH FABRIC FIRST

TAKE QUILT PHOTOS

ONE BLADE IN ROTARY CUTTER

LINGERIE BAG FOR SMALL SCRAPS

SERVICE SEWING MACHINE

THREAD NEEDLES IN DAYLIGHT

NEVER MACHINE WASH A QUILT TOP

DONT USE BLACK PLASTIC BAGS

TEST BLOCKS

CHAINSTITCH